

BEAUTIFUL VIEWS FROM INSIDE AND OUT.



glass blends naturally
WITH YOUR ENVIRONMENT.



Model 8800 (Portland)
very stylish. very colorful.
VERY CONTEMPORARY.
FULL-VIEW GARAGE DOORS OPEN NEW DESIGN HORIZONS



The aluminum panels feature tongue-and-groove joints that provide a great weather barrier. The flexible vinyl bottom seal helps prevent dirt and elements from entering your garage.



Full-View doors have reinforcing fins plus extra-heavy track and brackets to provide years of smooth, trouble-free operation.

The fins are the extruded part of the door section that are not visible through the glass.

a garage door inspired by
SUNSHINE AND BEAUTIFUL VIEWS.

A PANORAMIC LOOK FOR CONTEMPORARY HOMES.

Full-View garage doors are designed to complement your home's clean, modern look. They are the perfect enhancement to your home's glass expanses and patios – beautifully fusing indoor and outdoor spaces.



get the view without sacrificing
STRENGTH, SECURITY OR CLIMATE RESISTANCE.

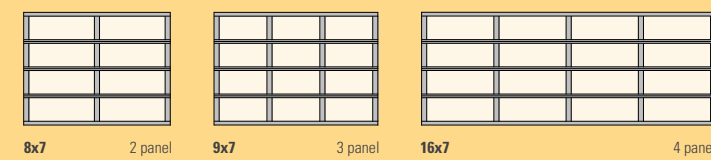
panel choice and color balance
BEAUTY AND LIGHT



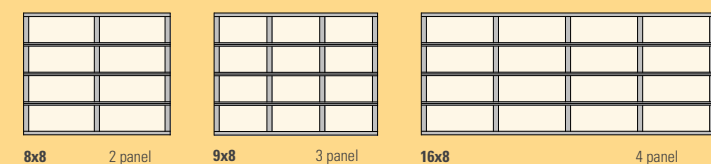
Wayne-Dalton Full-View doors are constructed with a rugged, 2" thick anodized aluminum frame. That means your door is virtually maintenance-free. Just wash the panels as you would any windows.

Equal panel spacing is another feature to the Wayne-Dalton door.

7' DOORS



8' DOORS



Choose tempered safety glass, acrylic or solid panels in a wide variety of colors, tints and styles. Most panel styles are also available in both single pane and insulated configurations.

FULL-VIEW WINDOWS




– Solid, anodized aluminum panels are available to match clear, bronze and black anodized frames.

– Custom Glass Layouts and Other Tempered Glass options available. See your Wayne-Dalton representative for details.

POWDER COAT FINISHES




WHITE 20% GLOSS HUNTER GREEN 60% GLOSS



BLACK 20% GLOSS BRONZE 50% GLOSS

ANODIZED FINISHES



CLEAR DARK BRONZE BLACK

– Custom colors available subject to pre-approval.